



Flagstaff Unified School District






Grades 6-12
Spring 2022



Report created by
Panorama Education



Summary

Topic Description	Results	Benchmark
Cultural awareness and action	54% ▼ 3 since last survey	 20th - 39th percentile compared to others nationally
Diversity and inclusion	70% ▼ 2 since last survey	 20th - 39th percentile compared to others nationally
Learning Recovery	49% ▲ 1 since last survey	
School Climate Perceptions of the overall social and learning climate of the school.	40% ▼ 7 since last survey	 0th - 19th percentile compared to others nationally
Sense of Belonging How much students feel that they are valued members of the school community.	32% ▼ 4 since last survey	 0th - 19th percentile compared to others nationally
Teacher-Student Relationships How strong the social connection is between teachers and students within and beyond the classroom.	45% ▼ 7 since last survey	 0th - 19th percentile compared to others nationally

2,579 responses



Cultural awareness and action

Your average

54%

2,579 responses

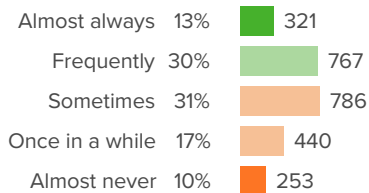
Change

▼ 3

since last survey

How did people respond?

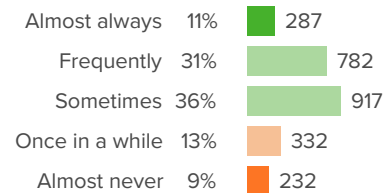
Q.1: How often do teachers encourage you to learn about people from different races, ethnicities, or cultures?



▼ 5 from last survey

Favorable: **42%**

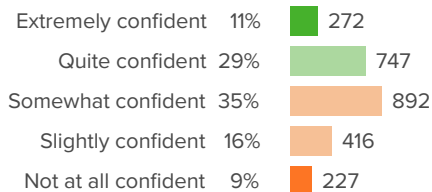
Q.2: How often do you think about what someone of a different race, ethnicity, or culture experiences?



▼ 1 from last survey

Favorable: **78%**

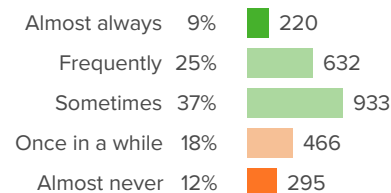
Q.3: How confident are you that students at your school can have honest conversations with each other about race?



▼ 4 from last survey

Favorable: **40%**

Q.4: At your school, how often are you encouraged to think more deeply about race-related topics?

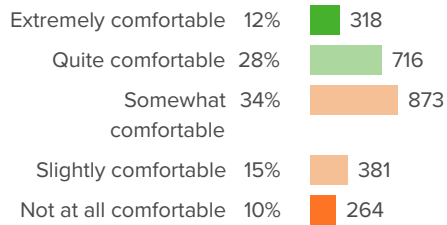


▼ 1 from last survey

Favorable: **70%**



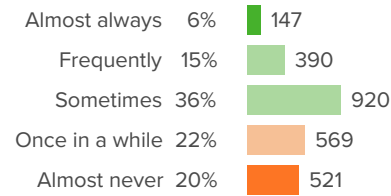
Q.5: How comfortable are you sharing your thoughts about race-related topics with other students at your school?



▼ 2 from last survey

Favorable: **41%**

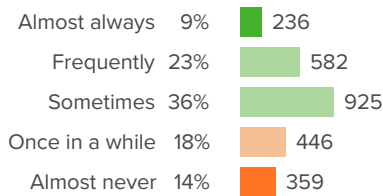
Q.6: How often do students at your school have important conversations about race, even when they might be uncomfortable?



▲ 1 from last survey

Favorable: **57%**

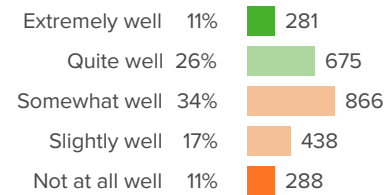
Q.7: When there are major news events related to race, how often do adults at your school talk about them with students?



▼ 2 from last survey

Favorable: **68%**

Q.8: How well does your school help students speak out against racism?



▼ 6 from last survey

Favorable: **38%**



Diversity and inclusion

Your average

70%

2,579 responses

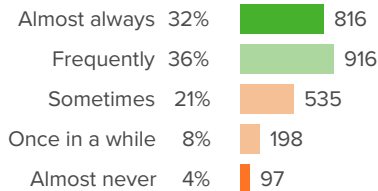
Change

▼ **2**

since last survey

How did people respond?

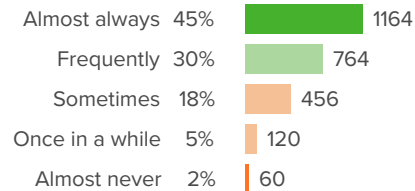
Q.1: How often do you spend time at school with students from different races, ethnicities, or cultures?



▼ **1** from last survey

Favorable: **68%**

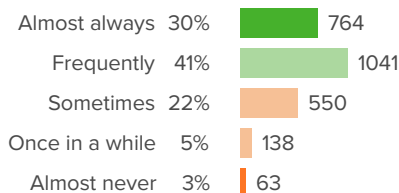
Q.2: How often do you have classes with students from different racial, ethnic, or cultural backgrounds?



▼ **1** from last survey

Favorable: **75%**

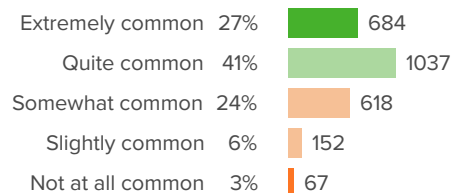
Q.3: At your school, how often do students from different races, ethnicities, or cultures hang out with each other?



▲ **0** from last survey

Favorable: **71%**

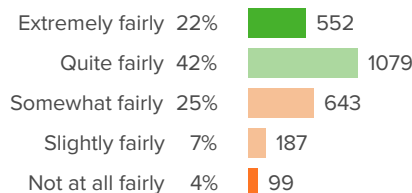
Q.4: At your school, how common is it for students to have close friends from different racial, ethnic, or cultural backgrounds?



▼ **2** from last survey

Favorable: **67%**

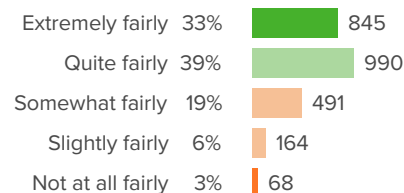
Q.5: How fairly do students at your school treat people from different races, ethnicities, or cultures?



▼ **6** from last survey

Favorable: **64%**

Q.6: How fairly do adults at your school treat people from different races, ethnicities, or cultures?



▼ **6** from last survey

Favorable: **72%**



Learning Recovery

Your average

49%

2,579 responses

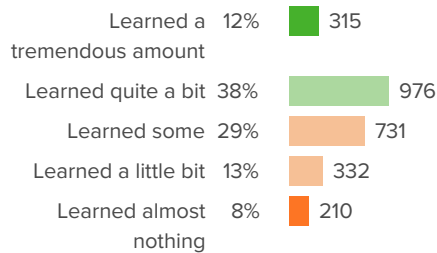
Change

▲ 1

since last survey

How did people respond?

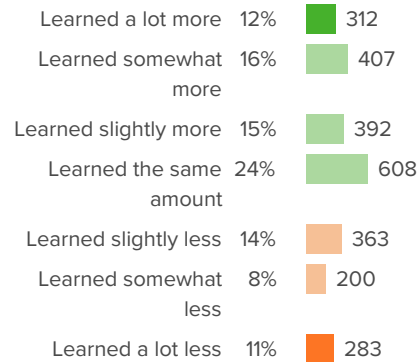
Q.1: Overall, how much did you learn last school year?



▲ 8 from last survey

Favorable: **50%**

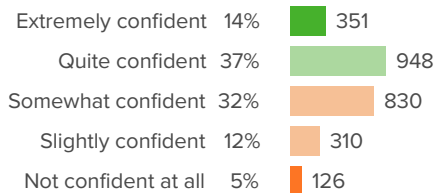
Q.2: How much did you learn last school year compared to other years?



▲ 14 from last survey

Favorable: **67%**

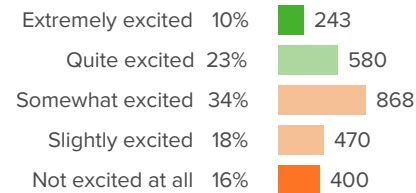
Q.3: How confident are you about learning what you need to learn this school year?



▼ 5 from last survey

Favorable: **51%**

Q.4: How excited are you to learn this school year?

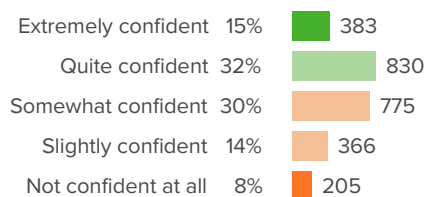


▼ 6 from last survey

Favorable: **32%**



Q.5: How confident are you that you know where to go to get the help you need?



▼ 4 from last survey

Favorable: **47%**



School Climate

Your average

40%

2,579 responses

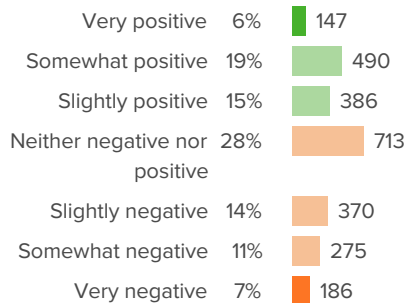
Change

▼ 7

since last survey

How did people respond?

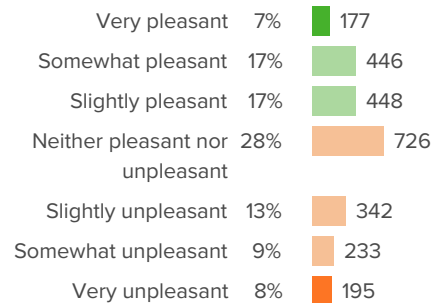
Q.1: How positive or negative is the energy of the school?



▼ 10 from last survey

Favorable: **40%**

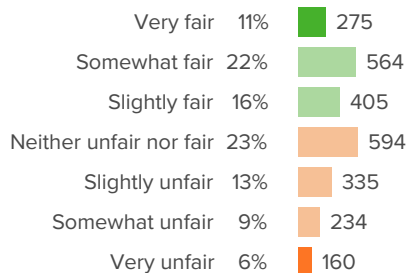
Q.2: How pleasant or unpleasant is the physical space at your school?



▼ 7 from last survey

Favorable: **42%**

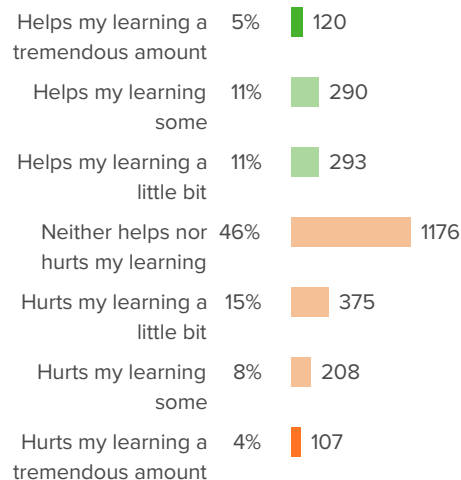
Q.3: How fair or unfair are the rules for the students at this school?



▼ 7 from last survey

Favorable: **48%**

Q.4: At your school, how much does the behavior of other students hurt or help your learning?

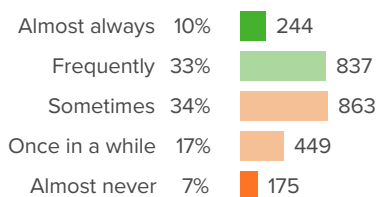


▼ 5 from last survey

Favorable: **27%**



Q.5: How often do your teachers seem excited to be teaching your classes?



▼ 9 from last survey

Favorable: **42%**



Sense of Belonging

Your average

32%

2,579 responses

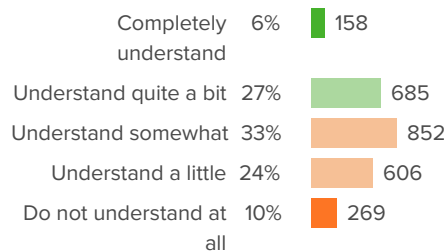
Change

▼ **4**

since last survey

How did people respond?

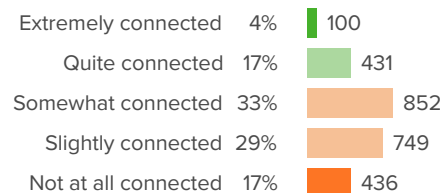
Q.1: How well do people at your school understand you as a person?



▼ **2** from last survey

Favorable: **33%**

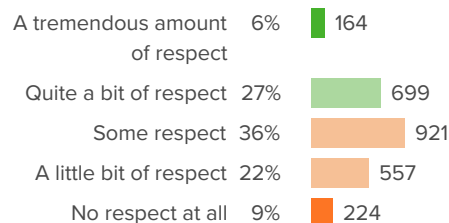
Q.2: How connected do you feel to the adults at your school?



▼ **2** from last survey

Favorable: **21%**

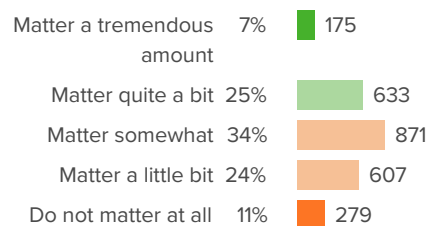
Q.3: How much respect do students in your school show you?



▼ **5** from last survey

Favorable: **34%**

Q.4: How much do you matter to others at this school?

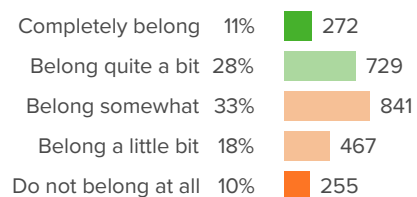


▼ **3** from last survey

Favorable: **32%**



Q.5: Overall, how much do you feel like you belong at your school?



▼ 8 from last survey

Favorable: **39%**



Teacher-Student Relationships

Your average

45%

2,579 responses

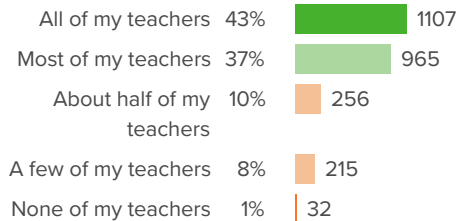
Change

▼ **7**

since last survey

How did people respond?

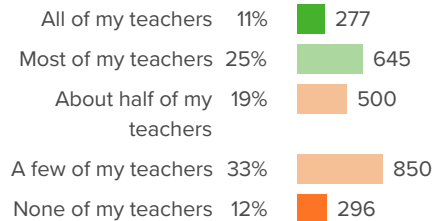
Q.1: How many of your teachers are respectful towards you?



▼ **7** from last survey

Favorable: **80%**

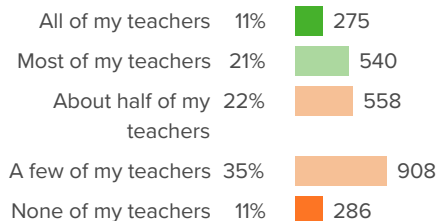
Q.2: If you walked into class upset, how many of your teachers would be concerned?



▼ **8** from last survey

Favorable: **36%**

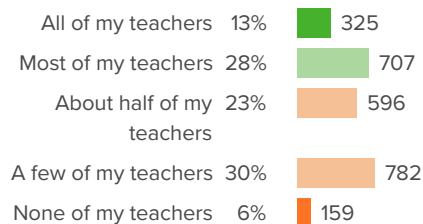
Q.3: If you came back to visit class three years from now, how many of your teachers would be excited to see you?



▼ **6** from last survey

Favorable: **32%**

Q.4: When your teachers ask how you are doing, how many of them are really interested in your answer?



▼ **7** from last survey

Favorable: **40%**



Q.5: How many of your teachers would you be excited to have again in the future?

